

Chapter 60 - ZONING

FOOTNOTE(S):

--- (1) ---

This draft is based on a Staff recommendation to insert the Form Based Code definitions into the current Zoning Ordinance Definition section (pgs. 1- 18) and to place the FBC into the Zoning Ordinance right after the Industrial Zone (pgs. 19-43).

**State Law reference**— Municipal planning and land use regulation generally, 30-A M.R.S.A. § 4301 et seq.; land use regulation, 30-A M.R.S.A. § 4351 et seq.; zoning ordinances, 30-A M.R.S.A. § 4352; regulation of manufactured housing, 30-A M.R.S.A. § 4358; enforcement of land use regulations generally, 30-A M.R.S.A. § 4451 et seq.; subdivisions, 30-A M.R.S.A. § 4401 et seq.; fences and fence viewers generally, 30-A M.R.S.A. § 2951 et seq.; local growth management programs, 30-A M.R.S.A. § 4321 et seq.; Airport Zoning Act, 6 M.R.S.A. § 241 et seq.

ARTICLE I. - IN GENERAL

Sec. 60-1. - Terms.

For the purpose of this chapter, certain terms or words used herein shall be interpreted as follows:

Lot. The term "lot" includes the words plot or parcel.

Person. The term "person" includes a firm, association, organization, partnership, trust, company or corporation, as well as an individual.

Shall/may. The term "shall" is mandatory, the term "may" is permissive.

Tense. The present tense includes the future tense, the singular number includes the plural, and the plural number includes the singular.

Used or occupied. The term "used" or "occupied" includes the words intended, designed, or arranged, to be used or occupied.

(Ord. of 9-21-2009, § 2.1)

Sec. 60-2. - Definitions.

For the purposes of this chapter, the following words and terms as used herein shall have the meanings or limitations of meaning hereby defined, explained or assigned:

Accessory structure or building means an uninhabited building, at least five feet in distance from the principal building, used for a purpose which is customarily subordinate and incidental to that of the principal building or to the principal use of the land and which is located on the same lot as the principal building use. The term "accessory buildings," in residential districts, includes tool sheds, wood sheds, detached garages and swimming pools. No accessory building shall house a home occupation or professional office or be used as a sales outlet in a residential district.

Accessory use means a subordinate use of land or building which is customarily incidental and subordinate to the principal building or to the principal use of the land and which is located on the same lot with the principal building or use.

Adult day center means a supervised facility providing a program of education, crafts or recreation for adults over the age of 55 years.

Animal unit means one living animal of any species.

Antique shop means a building, or portion of building, where artifacts from generally recognized previous eras are sold or traded as the primary commercial activity.

Apartment. See the term Dwelling unit.

**Apartment House** means a small to medium-sized attached structure that consists of four to twelve side-by-side or stacked dwelling units, typically with one shared entry. This Type has the appearance of a medium to large single family home and is appropriately scaled to fit in sparingly within single-family neighborhoods or into medium density neighborhoods. It enables appropriately and well-designed higher densities and is important for providing a broad choice of housing types and promoting walkability.

**Architectural Features** means exterior building elements intended to provide ornamentation to the building massing, including but not limited to, eaves, cornices, bay windows, window and door surrounds, light fixtures, canopies, and balconies.

Art galleries means a building or place where works of art or other objects of value are kept, displayed, produced and offered for sale to the general public.

Automobile means a passenger vehicle propelled by a self-contained motor. The term "automobile" also includes motorcycles, all-terrain vehicles, trucks and recreation vehicles (RVs).

Automobile and marine paint and body shops means a building in which the business of automobile and marine paint and bodywork is conducted. Such use may also include as an accessory use a facility for the orderly display and sale of vehicles which have undergone substantial body repair on the premises. No such facility shall display, outdoors or indoors, or offer for sale more than ten vehicles at any one time.

Automobile and marine repair and service station means a building, lot or both in or upon which the business of general motor repair and vehicle service is conducted, but excluding junk and/or wrecking businesses.

Automobile, commercial, means a vehicle the primary use of which is commercial in character.

Automobile filling station means a building or lot having pumps and storage tanks at which fuel, oil or accessories for the use of motor vehicles are dispensed, sold or offered for sale at retail, where repair service is incidental and no vehicle storage or parking space is offered for rent.

Automobile garage, private, means an accessory building or portion of a main building designed, arranged or used for housing of private motor vehicles, only one of which may be a commercial vehicle. Not more than 50 percent of the space in such a garage shall be used for housing vehicles other than those owned by occupants of the premises.

Automobile parking lot, private, means a parcel of land, lot or portion thereof required, in accordance with these regulations, for off-street automobile parking.

Automobile repair and service station means a building, lot or both in or upon which the business of general motor vehicle repair and service is conducted, but excluding junk and/or wrecking business.

Automobile sales lot means a lot arranged, designed or used for the storage and display of motor vehicles or any unoccupied trailer for sale.

Automobile scrap yard means any land or building used for the dismantling, storage and salvaging for reuse of automobiles or other vehicles not in running condition.

Automotive towing and storage means a business engaged in/or offering the services of a towtruck or towing service whereby motor vehicles are towed or otherwise removed from one place to another by the use of a motor vehicle specifically designed for that purpose. Storage of towed vehicles is considered to be the keeping of vehicles in a secured yard for not more than 120 days until claimed or disposed of in accordance with the laws of the state.

Basement means that portion of a building below the first floor joists having at least one-half of its clear ceiling height above the main level of the adjacent ground.

Bed and breakfast home means an accessory use to a single-family dwelling involving the renting of four or fewer guestrooms to transient guests who are staying for a limited duration (seven consecutive

days and/or 60 accumulated days in a calendar year) and the serving of breakfast only to house guests. Such establishment shall be owned and operated by the resident of the dwelling. The term "bed and breakfast home" also includes a tourist home.

Bed and breakfast inn means a dwelling involving the renting of more than four but fewer than ten guestrooms to transient guests who are staying for a limited duration (seven consecutive days and/or 60 accumulated days in a calendar year) and the serving of breakfast to house guests only. Such use may provide a restaurant, function rooms and places of public assembly.

Boardinghouse or lodginghouse means a dwelling which, for compensation, lodging, or lodging and meals are provided to more than four persons and where a proprietor or owner resides in the building. No provisions for cooking in individual rooms other than a main kitchen is allowed.

**Block** means the aggregate of private lots, passages, rear alleys and rear lanes, circumscribed by thoroughfares.

**Block Face** means the aggregate of all building facades on one side of a block. The Block Face provides the context for establishing architectural harmony.

Building means a structure having one or more stories and a roof, designed primarily for the shelter, support or enclosure of persons, animals or property of any kind. (See the term Structure.)

**Building Entrance** means a point of pedestrian ingress and egress to a building.

**Building Envelope Standard(s)** means building standards that establish basic parameters governing building form, including the envelope for building placement in three dimensions and certain permitted and required building elements such as storefronts, balconies, street walls, etc. The Building Envelope Standards establish both boundaries within which development may take place and what requirements apply. The intent of the Building Envelope Standards is to shape vital public space throughout the Downtown Auburn Form-Based Code District through placement and envelope controls on buildings that frame the street space.

**Building Form** means the overall shape and dimensions of a building.

Building height means the vertical distance from the grade of the top of the highest roof beams of a flat roof, or to the mean level of the highest gable or slope of a hip roof. When a building faces on more than one street, the height shall be measured from the averages of the grades at the center of each street front.

Building inspector means the building inspector of the City of Auburn, Maine, or his duly authorized agent.

Building line means a line beyond which the foundation wall and/or any enclosed porch, vestibule of other enclosed portion of a building shall not project.

Building, principal, means a building in which is conducted the principal use of the lot on which it is situated.

**Build-to-Line** means a line parallel to a lot line or right-of-way where a building façade must be placed.

**Building Type** means a structure defined by its combination of configuration, disposition, and function.

Care home means a rest, nursing, or convalescent home established to render domiciliary nursing care and board for chronically ill or convalescent patients, or persons who are infirm because of mental or physical conditions, but excluding a child care home or one for the care of mentally retarded patients, alcoholics, psychotics or drug addicts.

**Carriage House** means a secondary structure typically located at the rear of a lot. This structure typically provides either a small residential unit, home office space, or other small commercial or service

use that may be above a garage or at ground level. This Building Type is important for providing affordable housing opportunities and incubating small business within traditional walkable neighborhoods.

**Ceiling Height, Ground Floor** means the height from finished floor to finished ceiling of primary rooms on the ground floor, not including secondary rooms such as bathrooms, closets, utility rooms, and storage spaces.

**Ceiling Height, Upper Floor(s)** means the height from finished floor(s) to finished ceiling of primary rooms on the above the ground floor, not including secondary rooms such as bathrooms, closets, utility rooms, and storage spaces.

Cellar means that portion of a building below the first floor joists having at least one-half of its clear ceiling height below the mean level of the adjacent ground. A cellar shall not be used for habitation.

Cemetery means a place used for the permanent interment of dead bodies or cremated remains thereof. A cemetery may be a burial park of earth interments, a mausoleum for vault or crypt interments, a columbarium for cinerary interments, or a combination of one or more thereof.

**Character District** means an identifiable district or neighborhood in the City of Auburn that exhibits unique or consistent physical patterns of development including building form, scale, character, street layout, historic significance, or other unique features that define or make it unique from other areas.

Child care home means a child boarding home, summer camp, foster family home or other place providing domiciliary arrangements for compensation, of three or more children, unrelated to the operator by blood, marriage or adoption, under 18 years of age. A facility providing child day care less than 24 hours per day, per child, to more than five children shall not be considered a child care home. The term "child care home" includes any family-type facility which provides child care to children placed by order of any court of competent jurisdiction, or by any public welfare department, or other governmental agency having responsibility for placing children for care, or placed by child-placing agency licensed under state law.

Child day care center means a facility conducted or maintained by anyone who provides, for consideration, care and protection for more than 12 children under 16 years of age, unrelated to the day care center operator, who are unattended by parents or guardians, for any part of the day. Any facility, the chief purpose of which is to provide education, shall not be considered to be a day care center, but is classified as a nursery school.

Child day care home means an accessory use of a residence by a person residing on a premises to provide on a regular basis, and for consideration, care and protection for up to 12 children under 16 years of age, unrelated to the day care home operator, who are unattended by parents or guardians, for any part of the day. Any facility, the chief purpose of which is to provide education, shall not be considered to be a day care home, but is classified as a nursery school. A child day care home shall not be located closer to another child day care home than 500 feet measured along the street frontage. Child day care homes shall be reviewed under the city's home occupation regulations (article IX of this chapter) and shall meet the following:

- (1) All outdoor play areas, used in conjunction with the day care operation, shall be fully enclosed by a fence, a minimum of four feet in height.
- (2) If the property utilizes a private sewerage disposal/septic system a written verification from a site evaluator, stating that the current system can handle the change of use to include the children in the proposed day care, shall be submitted.

Church means a building, together with its accessory buildings and uses, where persons regularly assemble for religious worship, and which buildings, accessory buildings and uses are maintained and controlled by a religious body organized to sustain public worship.

**Civic** means a term defining not-for-profit organizations that are dedicated to arts, culture, education, religious activities, recreation, government, transit and public parking facilities.

**Civic Building** means a structure operated by governmental or not-for-profit organizations and limited to civic and related uses.

Clinic means an establishment where patients are accepted for treatment by a group of physicians practicing medicine together, but shall not offer domiciliary arrangements; medical and dental.

Club, private, means any building or rooms, which serve as a meeting place for an incorporated or unincorporated association for civic, social, cultural, religious, literary, political, recreational or like activities, operated for the benefit of its members and not open to the general public.

**Commercial** means a term defining service and retail uses collectively.

**Commercial Building** means a small to large-sized structure, typically attached, that provides a vertical mix of uses with ground-floor commercial, service or retail uses and upper floor commercial, service or residential uses. Smaller versions of this type make up the primary component of a neighborhood main street while larger versions make up the primary component of downtown, therefore providing a key component of urban walkability.

**Common Yard** means a private frontage type that has no fences or hedges between front yards or the front yard and the sidewalk across multiple parcels providing an entrance to building. The front yard created remains unfenced as is visually continues with adjacent yards supporting a common landscape and working in conjunction with other private frontages.

Community based residential facilities (CRF) means dwelling units providing communal domiciliary arrangements for a group of unrelated persons under supervision of the state government human service agencies, for the transition of formerly institutionalized persons back into the mainstream community living and participation, a halfway house, or a group home.

Comprehensive plan means the master development plan of the City of Auburn, Maine, any amendments or additions thereto, part or portion thereof adopted by the city council upon recommendations of the planning board of Auburn, Maine, pursuant to 30-A M.R.S.A. § 4323.

Convenience store means a business establishment having an interior selling space of less than 3,000 square feet where general food supplies for the table, other articles of household use and gasoline pump service is offered for sale. Such a use may include the sale of food vended in disposable containers for consumption on or off the premises.

Court means an open, unoccupied space, other than a yard, on the same lot with a building or group of buildings which is bounded on two or more sides by such building or buildings and every part of which is clear and unobstructed from its lowest point to the sky.

Dental clinic means an establishment where patients are accepted for treatment by a group of dentists practicing dentistry together.

Director or PACE director means the PACE director and any successor or other official designated from time to time by the city council to enforce the provisions of this chapter.

**Distance Between Entries** means the horizontal distance measured parallel to the façade between entrances to a building or buildings.

District or zone means an area within which certain uses of land and buildings are permitted or denied pursuant to municipal review, and certain others are prohibited.

District, overlay, means a special district or zone which addresses special land use circumstances and environmental safeguards and is superimposed over the underlying existing zoning districts. Permitted uses in the underlying zoning district shall continue subject to compliance with the regulations of the overlay zone or district.

**Dooryard** means a private frontage type with a shallow setback and front garden or patio, usually with a low wall at the frontage line.

Dormitory means a building or portion thereof used for sleeping purposes in connection with a school, college or other educational institution.

Driveway means private ways intended for internal vehicular circulation on a lot or within an automobile parking lot.

Dump means any premises used primarily for disposal by abandonment, discarding, dumping, reduction, burial, incineration or any other means and for whatever purpose of garbage, trash, refuse, dead animals, waste materials of any kind, junk; but not untreated sewage, animal waste, discarded machinery, or vehicles or parts thereof. The establishment of any dump shall be approved by the city council of the City of Auburn.

Duplex (Side by Side) means a small to medium-sized structure that consists of two side-by-side dwelling units, both facing the street, and sharing one common party wall. This Type has the appearance of a medium to large single-family home and is appropriately scaled to fit within primarily single-family neighborhoods or medium-density neighborhoods. It enables appropriately and well-designed higher densities and is important for providing a broad choice of housing types and promoting walkability.

Duplex (Stacked) a small to medium-sized structure that consists of two dwelling units, one on top of the other. This Type has the appearance of a medium to large single-family home and is appropriately scaled to fit within primarily single-family neighborhoods or medium-density neighborhoods. It enables appropriately and well-designed higher densities and is important for providing a broad choice of housing types and promoting walkability.

Duplex (Front & Back) means a small to medium-sized structure that consists of two dwelling units, one adjacent to the street and the other attached but tucked behind. This Type has the appearance of a medium to large single-family home and is appropriately scaled to fit within primarily single-family neighborhoods or medium-density neighborhoods. It enables appropriately and well-designed higher densities and is important for providing a broad choice of housing types and promoting walkability.

Dwelling or dwelling unit means a building or portion thereof arranged or designed to provide living facilities for one or more families.

Dwelling, multifamily, means a residence designed for or occupied by three or more families with separate housekeeping and cooking facilities for each.

Dwelling, one-family detached, means a dwelling unit singly and apart from any other building and intended and designed to be occupied and used exclusively for residential purposes by one family only, excluding those forms of temporary housing permitted by section 60-666. Each one-family detached dwelling shall contain not less than 700 square feet of net floor area of habitable space.

Dwelling, seasonal, means a dwelling occupied for not more than six months of any year.

Dwelling, two-family, means a freestanding building intended and designed to be occupied and used exclusively for residential purposes by two families only, with separate housekeeping and cooking facilities for each.

Dwelling unit means a room or group of rooms located within a building and forming a single habitable unit, physically separated from any other rooms or dwelling units which may be in the same structure, with facilities which are used for or intended to be used for independent living, sleeping, cooking and eating purposes. Dwelling units available for rental or occupancy for periods of less than one week shall be considered boarding/lodging units.

Eave means the edge of a roof which projects beyond the wall.

Encroachment means any architectural feature, structure or structural element, such as a gallery, fence, garden wall, porch, stoop, balcony, bay window, terrace, or deck that breaks the plane of a vertical or horizontal regulatory limit exceeding into a setback, beyond the Build-to-Line, into the public frontage, or above a height limit.

Erected includes the terms "built," "constructed," "reconstructed," "enlarged" and/or "retained on."



**Expression Line** means a line prescribed at a certain level of a building for the major part of the width of a façade, expressed by a variation in material or by a limited projection such as a molding or balcony.

**Facade** means the vertical surface of a building.

**Façade Zone** means the area between the minimum and maximum setback lines.

Family means one or more persons occupying a single housekeeping unit and using common cooking facilities, provided that unless all members are related by blood or marriage, no such family shall contain over four persons.

Farm means any parcel of land containing more than ten acres which is used in the raising of agricultural products, livestock or poultry, or for dairying. The term "farm," under the Agricultural and Resource Protection District, shall be further defined as meeting the following criteria:

- (1) At least 50 percent of the total annual income of the farm occupant and his spouse living in the farm residence will be derived from such uses; and
- (2) At least ten acres of the farm will be devoted to the production by the occupant of field crops or to the grazing of the occupant's livestock. For purposes of this definition, the term "poultry" means no fewer than 100 fowl and the term "livestock" means no fewer than 20 cattle or other animals being raised for commercial purposes.

Farm, animal, means any parcel of land used for the keeping of horses, mules, cows, goats, sheep, hogs and similar sized animals for the domestic use of the residents of the lot, provided that adequate land area for each animal unit contains at least the following, excluding water bodies of one-quarter acre surface area or larger:

- (1) Cattle: One bovine animal unit per acre of cleared hay-pasture land.
- (2) Horse: 1.5 animal units per acre of cleared hay/pasture land.
- (3) Sheep: Three animal units per acre of cleared hay/pasture land.
- (4) Swine: Two animal units per acre of cleared land.
- (5) Other animal farms: The required lot size shall be determined by municipal officer charged with enforcement and shall conform to the lot size for similar sized animals.

Floodplain overlay means those areas of the city which are directly affected by flooding as shown on the flood insurance rate maps (FIRM) as established by the Federal Emergency Management Agency and that shall comply with the pertinent regulations found in division 2 of article XII of this chapter pertaining to the Floodplain Overlay District.

Floor area of building means the total number of square feet of floor area of all stories in a building, excluding cellars, uncovered steps and uncovered porches. All horizontal measurements shall be made between exterior faces of walls.

**Forecourt** means a private frontage where a portion of the façade is close to the frontage line and the central portion is setback. The forecourt created is suitable for vehicular drop-offs.

Frontage means the length of a lot extending between the side lot lines of a lot which borders an accepted portion of a street. Maine Turnpike frontage does not apply to this definition.

**Frontage** means a strip or extent of land abutting a thoroughfare, civic space or other public right-of-way.

**1. Frontage, Private** means the area between the building façade and the shared lot line between the public right-of-way and the lot.

**2. Frontage, Public** means the area between the curb of the vehicular lanes and the edge of the right-of-way.

**Frontage Line** means the lot line(s) of a lot fronting a thoroughfare or other public way or a civic space.

**Gallery** means a private frontage type typically used in retail applications where the façade is aligned close to the frontage line with an attached cantilevered shed roof or a lightweight colonnade overlapping the sidewalk.

**Garage** means a structure or part thereof used or intended to be used for the parking and storage of motor vehicles.

**Glazing** means openings in a building in which glass is installed.

Greenhouse means an enclosed structure where trees, shrubs, vines and plants are propagated, grown or maintained. Activities associated with a greenhouse include:

- (1) The sale of greenhouse products and related supplies; and
- (2) The storage of material used in the maintenance of plants and growing items sold.

Grocery store means a small retail establishment having an interior selling space of less than 3,000 square feet where general food supplies for the table and other articles of household use are offered for sale. Such a use may include the sale of food vended in disposable containers for consumption on or off the premises; a corner market, a mom and pop store.

Ground area of building means the total number of square feet of horizontal surface covered by a building, including covered porches and accessory buildings. All measurements shall be made between exterior faces of walls, foundation, piers or other means of support.

Group home. See the term Community based residential facilities.

Guesthouse means a detached dwelling that is intended, arranged or designed for occupancy by transient, nonpaying visitors.

Habitable space means that area within a dwelling which has headroom of not less than seven feet when measured vertically upward from the finished floor, provided that any such area next below the roof of a dwelling shall be counted only if it is connected with the story next below by a permanent inside stairway. The floor area of any porch, cellar room, garage or shed attached to such dwelling shall not be counted in any measure of habitable space.

Half-story means a story directly under a sloping roof in which the points of intersection of the bottom of the rafters with the interior faces of the walls are less than three feet above the floor level.

Historic site means a parcel of land, a particular building, or a group of buildings that have played a significant role in the history of the community, and identified as such by the state historic preservation committee.

Historic or archaeological resources means areas identified by a governmental agency such as the state historic preservation commission as having significant value as historic or archaeological resources and any areas identified in the municipality's comprehensive plan.

Hog farm means any land or building used for the purpose of keeping, feeding or raising 20 or more swine per piggery. Establishment of this use requires approval from the city health department.

Home occupation means the accessory use of a dwelling unit for a business or commercial venture engaged in, by the person residing in the dwelling unit, and which allows up to one person who does not reside on the premises to be employed by that home occupation.

**Hooded Entry** means a roofed or gabled shed structure located above the entry door of a building designed to provide some protection from the elements in front of the door, and supported by corbels, one on each side of the doorframe.

Hospital means any institution receiving inpatients and rendering medical, surgical and/or obstetrical care. The term "hospital" includes general hospitals and institutions in which service is limited to special



fields such as cardiac, eye, nose and throat, pediatric, orthopedic, skin, cancer, mental health, tuberculosis, chronic disease and obstetrics. The term "hospital" also includes sanitariums, including those wherein mentally retarded and mental patients, epileptics, alcoholics, senile psychotics or drug addicts are cared for or treated.

Hotel means a building in which the primary use is transient lodging accommodations offered to the public on a daily rate of compensation and where ingress and egress to the sleeping rooms is primarily through an inside lobby or office, supervised by a person in charge at all hours. Such facilities may include accessory uses such as restaurants, bars, nightclubs, function rooms, places of public assembly and/or recreational facilities.

Household pet means any animal kept as a pet and normally housed at night within the owner's dwelling or an accessory building on the same lot, including laying hens, but not including any animal normally raised as livestock or poultry or any animal raised for commercial gain. No household pet shall be kept that creates a public nuisance by reason of:

- (1) Objectionable effects perceptible outside the owner's property, such as excessive or untimely noise or offensive odors; or
- (2) Being a hazard to the health, safety and welfare of neighbors, invited guests or public servants visiting the property in the pursuit of their normal duties.

**Illustrative Plan means a plan or map that depicts (i.e. illustrates but does not regulate) the streets, lots, buildings and general landscaping of the proposed development.**

Industrial use, heavy, means the use of real estate, building or structure, or any portion thereof, for assembling, fabricating, manufacturing, packaging or processing operations.

Industrial use, light, means the use of real estate, building or structure, or any portion thereof, the main processes of which involve the assembly of prefabricated parts and which will not create a nuisance by noise, smoke, vibration, odor or appearance.

Institution means any building or open area used only by an educational, religious, medical, charitable, philanthropic, or nonprofit organization, either public or private.

Institution, philanthropic, means a private, nonprofit organization that is not organized or operated for the purpose of carrying on a trade or business, no part of the net earnings of which inures to the benefit of any member of said organization and which either:

- (1) Provides volunteer aid to the sick and wounded of the armed forces in time of war and relief services to victims of natural or manmade calamities; or
- (2) Provides all or any of the following: religious, social, physical, recreational and benevolent service.

Institution, private educational, means any private school or educational institution, however designated, which offers an academic curriculum of college, professional, preparatory, high school, middle school, elementary, kindergarten or nursery school instruction, or any combination thereof; but not a training program of trade, craft, technical or artistic instruction operated by a governmental entity. No private educational institution shall be deemed a home occupation. (See the terms Training school and School.)

Institution, research, means an agency for scientific research of technical development including offices, libraries, laboratories, testing facilities and equipment incidental to such research and development.

Junkyard or automobile graveyard means any land or building used for the abandonment, storage, keeping, collecting or bailing of paper, rags, scrap metal, other scrap or discarded material, or for the abandonment, demolition, dismantling, storage or salvaging of automobiles or other vehicles not in running condition, machinery or parts thereof. Establishment and operation of this use requires annual approval from the City Council of Auburn, Maine.

Kennel means any building and/or land used, designed or arranged for the boarding, breeding or care of dogs, cats, pets, fowl or domestic animals, kept for purposes of show, hunting or as pets, except horses.

Land use permit means a permit required for the use of property that is legally permitted under the provisions of this chapter.

Landscape services means the actual planting, bed preparation, installation of landscape materials and maintenance of the landscape, planting and materials. Activities associated with landscaping include: the storage of materials and equipment related to the performance of landscaping, the temporary storage of trees, shrubs and plants pending installation in an existing landscape plan and the application and storage of pesticides and fertilizers by a licensed person.

Lawn maintenance service means the care and upkeep of the landscape after its installation and consists of such activities as mowing of the lawn, pruning of trees and shrubs, application by hand of fertilizer and weed control, insect and disease control, planting and care of flower beds, replacement of dead plants, incidental repairing of walls and paved surfaces, cleaning of fountains and pool basins, irrigation of lawns, cultivation of soil around trees and shrubs, rolling and reseeding of lawns, raking of leaves, winterization of trees and shrubs and snow removal.

Library means a place containing books and other material for reading, study or reference, provided that no such material is offered for sale.

Lightcourt/Lightcourt means a private frontage type that is a below-grade entrance or recess designed to allow light in the basement. This type buffers residential or commercial uses from urban sidewalks and removes the private yard from public encroachment.

Liner Building means an occupiable structure specially designed to mask a parking lot or a parking garage from a frontage.

Livestock means domestic animals kept, used or raised on a farm for the production of income.

Live/Work Building means a small to medium sized attached or detached structure that consists of one dwelling unit above and/or behind a flexible ground floor space that can be used for residential, service or commercial uses. Both the ground floor flex space and the unit above are owned by one entity. This Type is usually located in medium-density neighborhoods or in a location that transitions from a neighborhood into a neighborhood main street. It is especially appropriate for incubating neighborhood-scale commercial & creative uses and allowing neighborhood main streets to expand as the market demands.

Lodge, private. See the term Club, private.

Lot means for zoning purposes, as covered by this chapter, a lot is a parcel of land under one ownership or joint ownership of at least sufficient size to meet minimum zoning requirements for use, coverage and area, and to provide such yards and other open spaces as are herein required. Such lot shall have frontage on an accepted public street and may consist of:

- (1) A single lot of record;
- (2) A portion of a lot of record;
- (3) A combination of complete lots of record;
- (4) A parcel of land described by metes and bounds; provided that in no case of division or combination shall any residential lot or parcel be created which does not meet the requirements of this chapter;
- (5) Lots shown on a plan approved by the planning board of the City of Auburn.

Lot frontage/width means the front of a lot shall be construed to be the portion nearest the street. For the purpose of determining yard requirements or corner lots and through lots, all sides of a lot adjacent to

streets shall be considered frontage, and yards shall be provided as indicated under the definition of yards in this section.

Lot line, rear, means the lot line generally opposite or parallel to the front lot line, except in a through lot. If the rear lot line is less than ten feet long or the lot comes to a point at the rear, said rear lot line is assumed to be a line not less than 20 feet long, lying wholly within the lot, parallel to the front lot line, or in the case of a curved front lot line, parallel to the chord of the arc of said front lot line.

Lot measurements means the following measurements:

- (1) The depth of a lot shall be considered to be the uninterrupted distance between the midpoints of straight lines connecting the foremost points of the side lot lines in front and the rearmost points of the side lot lines in the rear unless a lot meets the exception provided for by section 60-39
- (2) The width of a lot shall be considered to be the distance between straight lines connecting front and rear lot lines at each side of the lot, measured across the rear of the required front yard, provided, however, that the width between the side lot lines at their foremost points (where they intersect the street line) shall not be less than 80 percent of the required lot width except in the case of a lot on the turning circle of a cul-de-sac, where the 80 percent requirement shall not apply.

Lot of record means a lawfully laid out lot which is part of a subdivision recorded in the proper office of the registry of deeds, or a lawfully laid out lot or parcel described by metes and bounds, the description of which has been so recorded.

Lot types means the diagram which follows illustrates terminology used in this chapter with reference to corner lots, interior lots, reversed frontage lots and through lots. In the diagram above, the lots designated by letters are defined as follows:

- (1) Corner lot, defined as a lot located at the intersection of two or more streets. A lot abutting on a curved street or streets shall be considered a corner lot if straight lines drawn from the foremost points of the side lot lines to the foremost points of the side lot lines to the foremost point of the lot meet at an interior angle of less than 135 degrees. (See lots marked A(1) in diagram)
- (2) Interior lot, defined as a lot other than a corner lot with only one frontage on a street other than an alley.
- (3) Through lot, defined as a lot other than a corner lot with frontage on more than one street other than an alley. Through lots with frontage on two streets may be referred to as double frontage lots.
- (4) Reversed frontage lot, defined as a lot in which the frontage is at right angles or approximately right angles to the general pattern in the area involved. A reversed frontage lot may also be a corner lot or an interior lot. (See A-D and B-D in diagram.)

Lot, undersized, means for zoning purposes, as covered by this chapter, an undersized lot is a parcel of land of insufficient size to meet minimum zoning requirements for area or width or depth.

Major or principal arterial highway means the highway that:

- (1) Serves the major traffic movements within urbanized areas such as between central business districts and outlying residential areas, between major intercity communities, or between major suburban centers;
- (2) Serves a major portion of the trips entering and leaving the urban area, as well as the majority of the through traffic desiring to bypass the central city;
- (3) Provides continuity for all rural arterials which intercept the urban area. The term "major or principal arterial highways" includes Washington Street (State Routes 4 and 100, U.S. 202), Minot Avenue (State Routes 11 and 121), Union Street/Center Street/Turner Road (State Route 4), Veterans Memorial Bridge and approaches (State Routes 11 and 100, U.S. Route 202),

North Bridge/Court Street to in town Minot Avenue Intersection (Turner Street), Court to Center Street (State Route 4).

Major retail development means a single building in excess of 100,000 square feet of new ground floor retail space.

Manufactured housing means a structural unit designed for occupancy, and constructed in a manufacturing facility and then transported by the use of its own chassis, or placed on an independent chassis, to a building site. The term "manufactured housing" includes any type of building which is constructed at a manufacturing facility and then transported to a building site where it is utilized for housing and may be purchased or sold by a dealer in the interim. The term "manufactured housing" includes newer mobile homes and modular homes.

**Massing means the overall shape or arrangement of the bulk or volume of buildings or structures.**

Mining, quarrying, or earth removing means the excavation of any earth materials.

Minor arterial highway means the highway that:

- (1) Serves trips of moderate length at a somewhat lower level of travel mobility than principal arterials;
- (2) Provides access to geographic areas smaller than those served by the major arterial highway system; and
- (3) Provides intra-community continuity but does not penetrate identifiable neighborhoods. Examples are Riverside Drive, Mill Street, South Bridge (Broad Street to Mill Street), Main Street, Mechanics Row, High Street (Minot Avenue to Academy Street), Academy Street (High Street to Main Street), Elm Street, Spring Street (Minot Avenue to Court Street), Turner Street (Union Street to Turner Road), Mount Auburn Avenue (Center Street to Turner Street), Lake Street, Court Street (Union Street to in town Minot Avenue Intersection), Hotel Road (Manley Road to Poland Spring Road).

Mobile home development, intended to be generic, includes mobile home parks, mobile home subdivisions, and mobile home condominiums.

Mobile home park means a parcel of land under single ownership in rural residence and suburban residence districts which has been planned and improved for the placement of not less than three mobile homes for nontransient use.

Mobile homes, newer, means those units constructed after June 15, 1976, commonly called "newer mobile homes," which the manufacturer certifies are constructed in compliance with the United States Department of Housing and Urban Development standards, meaning structures, transportable in one or more sections, which, in the traveling mode, are 14 body feet or more in width and are 700 or more square feet, and which are built on a permanent chassis and designed to be used as dwellings on foundations when connected to the required utilities, including the plumbing, heating, air conditioning and electrical system contained therein; except that the term "newer mobile homes" includes any structure which meets all the requirements of this definition, except the size requirements and with respect to which the manufacturer voluntarily files a certification required by the Secretary of the United States Department of Housing and Urban development and complies with the standard established under the National Manufactured Housing Construction and Safety Standards Act of 1974, United States Code, 42 USC 5401 et seq.

Mobile homes, older, means any factory-built home which fails to meet the definition of manufactured housing and more specifically, the term "older mobile homes" means any mobile home constructed prior to June 15, 1976. These units shall be restricted to approved mobile home parks.

Modular homes means those units which the manufacturer certifies are constructed in compliance with the state's Manufactured Housing Act and regulations, meaning structures, transportable in one or more sections, which are not constructed on a permanent chassis and are designed to be used as

dwellings on foundations when connected to required utilities, including the plumbing, heating, air conditioning or electrical systems contained therein.

Motel means a building or group of detached buildings intended primarily to provide sleeping accommodations to the public on a daily rate of compensation and having a parking space generally located adjacent to a sleeping room. Such facilities may include a main kitchen or snack bar for the use of motel guests only.

Municipal sanitary landfill means a disposal site for household, commercial and industrial wastes, sludge or incinerator ash operated or controlled for operation by the city in a controlled manner involving the covering of deposited wastes with layers of earth so as to reduce health hazards and public nuisances from vermin, insects, odors and wind-borne debris. The location and design of sanitary landfills also require precautions against ground and surface water contamination through clay lining, water impoundment, aquifer avoidance and similar techniques.

Municipal uses means any lawful use of a building or of land carried on by the city sanitary landfill shall not be deemed a municipal use.

Museum means a building or place where works of art or other objects of permanent value are kept and displayed, provided such objects are not offered for sale.

Nonconforming building means a building lawfully existing at the time this or any previous zoning ordinance became effective and which does not conform to the dimensional regulations of the district in which it is located.

Nonconforming lot means a lot lawfully existing at the time this or any previous zoning ordinance became effective and which does not conform to the dimensional regulations of the district in which it is located.

Nonconforming use means a use of a building or of land lawfully existing at the time this or any previous zoning ordinance became effective and which does not conform with the use regulations of the district in which it is located.

Nursery means an outdoor place where live trees, shrubs, vines and plants are propagated, grown or maintained before permanent planting. Activities associated with nursery a business include: the sale of nursery products and related gardening supplies, the storage of material used in the maintenance of plants and growing items sold and the use of power-motorized equipment required by the nursery.

Nursery, child, means a facility providing a program less than 24 hours per day per child for the care of infants up to the age of 2½ years.

Nursery, wholesale, means a nursery where plants, trees, shrubs and vines are propagated and/or grown and sold only at wholesale to industry related buyers such as retail nurseries, greenhouses and landscape contractors. A wholesale nursery may also provide landscape services accessory to the nursery use provided.

- (1) At least one-half of the area of the lot (up to a maximum of three acres) is in active nursery production in a husband type manner; and
- (2) The plants and trees propagated, grown and nurtured in the nursery are used as the primary products by the owner/operator of the landscape service.

Office means a building, or portion of a building wherein services are preformed involving predominantly administrative, professional or clerical operations.

Office trailer means a movable vehicle or structure designed for yearround or temporary occupancy for purposed of supervising construction; for business actually engaged in the business of selling manufactured housing, mobile homes and trailers; and as temporary office space for a business during the period in which permanent office space is being constructed.

Outpatient addiction treatment clinic means a program or facility operated for the purpose of and specializing in the care, treatment and/or rehabilitation of persons suffering with addictions, including but

not limited to gambling addition, alcohol or controlled substance addictions. The term "outpatient addiction treatment clinic" includes, but is not limited to, substance abuse treatment programs licensed by the State of Maine Department of Behavioral and Developmental Services Office of Substance Abuse. An outpatient addiction treatment clinic shall not be located within 2,000 feet of any property that is occupied by a church, school, family day care home, small day care facility, day care center, or public park or playground on the date of application for a license for such a facility. The term "outpatient addiction treatment clinic" does not include an inpatient or residential addiction treatment program, or a program consisting solely of support group activities without treatment by licensed health practitioners, such as Alcoholics Anonymous, Narcotics Anonymous, and similar programs.

PACE means the city's planning, accessing, code, and economic development department.

**Parapet** means a low wall along the edge of a roof or the other portion of a wall that extends above the roof line.

Parking space, off-street, means a rectangular area, not less than nine feet by 18 feet, forming a parking stall within or without a structure, not located in any public right-of-way.

Performing arts center means a public or private space used to create and present various performing and visual arts. For the purposes of this definition, the term "performing arts center" also includes educational and training uses associated with the various performing and visual arts.

**Porchyard** means a planted frontage wherein the facade is setback from the frontage line with an attached porch permitted to encroach. A fence at the frontage line maintains street spatial definition.

Planning board means the planning board of the City of Auburn, Maine.

Planning director means the director of the city department of community development and planning.

**Primary Entrance** means a section of building elevation which contains the street level principal entrance of the business, including the businesses on upper floors or in a basement.

**Principal Entrance** means the main point of access for pedestrians into a building.

Principal use means the principal use for which a lot or main building thereon is designed, arranged or intended and for which it is or may be used, occupied or maintained.

Professional office means rooms and/or buildings used for office purposes as the principal use by members of any recognized profession, including doctors, dentists, lawyers, accountants, engineers, architects, veterinarians, etc.

**Public Realm** means the physical and social domain of the public that is held in common either by their physical presence or visual association. This includes but is not limited to plazas, squares, parks, thoroughfares, public frontages, private frontages, civic buildings and civic spaces.

Recreational uses of land means permanent uses of outdoor space which are intended or designed for public use and include but are not limited to ski areas, golf courses (both public and private), driving ranges, horse boarding and riding facilities, miniature golf, paintball, horse and dog racing, snowmobile races and facilities for mass gatherings when used for two or more events during a calendar year.

**Regulating Plan** means a set of maps that shows the transect zones, special districts, and special requirements for areas subject to, or potentially subject to, regulation by a Form Based Code or a Traditional Neighborhood Community Plan. It may also show streets and open public spaces, designate where various building form standards (based on intensity of urbanism) for building placement, design and use will apply. The Regulating Plan graphically shows, applies and places the regulations and standards established in a Form Based Code.

Residential artist studio means a dwelling where up to 50 percent of the total floor space can be used for the production of art and/or craft products. The term "residential artist studio" shall not include galleries or studios open to the public for display or sales. All artist studios shall be designed to meet all residential safety and occupancy requirements and shall be considered to be accessory to the residential use.



Restaurant means an eating place in which food is prepared and vended for immediate consumption on the premises without further preparation by the customer. The takeout of food on an infrequent basis is not prohibited.

Restaurant, carry-out, means an eating place in which all food is vended in disposable containers for consumption on or off premises at the customer's choice; a fast-food restaurant.

Restaurant, drive-in, means an eating place in which the business transacted is conducted by a customer from within his automobile or in which consumption of goods sold normally takes place within the customer's automobile on the establishment's premises.

Retail means a principal use encompassing the sale of commodities or goods in small quantities directly to the consumer. The term "retail" sales does not include sales of professional, financial and governmental services and personal services, including but not limited to a hotel and its accessory uses (restaurants, salons, gift shops, recreational facilities, convention space, etc.).

Retail space means the areas of a building, within a climate controlled environment, devoted to the display of commodities or goods for sale directly to the consumer and including customer sales transaction areas and areas associated with customer access.

Rifle, pistol, skeet or trap shooting range means a rifle, pistol, skeet or trap shooting range operated by an individual or club. Such a range may be opened to the general public or developed for the exclusive use of the individual, or club and invited guests.

Road means any public or private traveled way or any portion thereof.

Roof means the covering for a building which is an integral part of the structure for the purpose primarily of protecting the interior of the building or covering a porch or other similar permanent portion thereof, excluding awnings, stoop coverings, or similar additions which are removable without substantially impairing the original structure.

Sawmill means a unit designed to saw logs into lumber, firewood or other processed wood products.

School means an educational institution offering an academic curriculum; not the teaching of the crafts or a training school offering a program of trade, technical instruction or physical education. (See the term Training school.)

Shared housing means housing consisting of two or more families occupying a single dwelling and using common cooking facilities. Shared housing shall permit the same number of families at the same density as allowed in the zoning district where the property is located subject to all applicable codes relating to building, housing, life safety, health and zoning as would be applied to independent living units located in the same structure. Approval for shared housing shall be secured from the department of community development and planning subject to the codes and ordinances indicated in this definition, prior to establishing a shared housing arrangement in any building.

Shelter for abused persons means dwelling facilities complying with the laws administered by the state government human services agencies, providing temporary domiciliary arrangements for children and adults unable to protect their own interest and welfare because of critical family circumstances.

**Shopfront means a private frontage, typically for retail use with substantial glazing and an awning, where the façade is aligned close to the frontage line with the building entrance at the level of the sidewalk.**

Shopping center or office mall means a planned integrated complex of three or more retail stores and/or offices sharing a common structure and developed according to a unified plan. Such uses may include a common pedestrian circulation system and off-street automobile parking facilities.

Sign means any device, display surface, structure or object in public intended for visual communications.

Sign, mobile mounted, means a temporary sign which is mounted or for mounting on wheels or a mobile platform or which is portable.

Sign, official business directional, means any off-premise sign permitted to be erected pursuant to article II of chapter 42.

Sign, on-premises, means any sign that advertises, calls attention to, or indicates the person occupying the premises on which the sign is erected or maintained or the business transacted thereon, or advertises the property itself or any part thereof as for sale or rent, and which contains no other matter.

Sign, standing, means any sign that is not attached to a building.

Sign, temporary, means any movable sign, including its supporting structure, intended to be maintained for not more than 90 days in any calendar year.

**Single Family Cottage** means a small-sized structure on a small sized lot that incorporates one unit. It is typically located within a primarily single-family residential neighborhood in a walkable urban setting, potentially near a neighborhood main street. This Type enables appropriately-scaled, well-designed higher densities and is important for providing a broad choice of housing types and promoting walkability.

**Single Family House** means a medium-sized structure on a medium sized lot that incorporates one unit. It is typically located within a primarily single-family residential neighborhood in a walkable urban setting, potentially near a neighborhood main street.

Site-built home means a building constructed on-site which is designed to be used as a dwelling on foundations, when connected to the required utilities.

Slaughterhouse (abattoir, dressing plant) means any building, place or establishment in which is conducted the slaughtering of livestock and/or poultry for commercial purposes.

Special exception means a use that would not be appropriate generally or without restriction throughout the district, but which, if controlled as to number, area, location or relation to the neighborhood, would promote the public health, safety, welfare, order, comfort, convenience, appearance, prosperity, or general welfare. Such a use may be permitted in such district as a special exception, if specific provision for such special exception is made in this zoning chapter and reasonable restrictions imposed by the planning board are complied with.

Specialty shop means a retail business offering products of a similar kind and nature designed for a particular use, purpose or occasion and distinguished from a store offering the same type of product together with other products of a nonhomogeneous quality.

Stable, riding, means any building or structure used or designed for boarding, breeding or care of horses, other than horses used for farming or agricultural purposes.

Standing means a person who holds title, right or interest in a property which may include a written option, contract to purchase the property or a leasehold interest or may be a person who can show how his actual use or enjoyment of property will be adversely affected by the proposed decision as an abutter as defined in section 60-1473.

**Stoop** means a private frontage where the facade is aligned close to the frontage line with the first story elevated from the sidewalk for privacy and with an exterior stair and landing at the entrance.

**Storefront** means the portion of a frontage composed of the display window and/or entrance and its components including, windows, doors, transoms and sill pane that is inserted into various frontage types, such as shopfront or gallery to accommodate retail uses

Story means that portion of a building between the surface of any floor and the surface of the other floor or roof next above it, but not including the lowest portion so contained if more than one-half of such portion vertically is below the mean finished grade of the ground adjoining such building unless such space is used for business or as habitable space, in which case it shall count as a story.

Story, half, means a story under the gable, hip or gambrel roof, the plates of which on at least two opposite exterior walls are more than two feet above the floor of such story.

Street means the following:

- (1) A public way laid out and established by the state, county commissioners of the County of Androscoggin;
- (2) A way accepted by the municipal officers of the city;
- (3) A way as to which a petition for improvements has been allowed under the provisions of this chapter for which the cost of the improvements has been provided for by the developer in either a cash amount or as provided for in this chapter; or
- (4) A way on a plan of a subdivision duly approved by the planning board.

Street frontage. See the term Frontage.

Street line means a line defining the edge of a street right-of-way separating the street from abutting property or lots.

Structure or building means a combination of materials to form a construction that is safe and stable including, among other things: stadia, reviewing stands, platforms, automobile parking garages, stagings, windmills, observation towers, trestles, sheds, coal bins, shelters and display signs, but not fences of any kind.

Subdivision means a division of land as defined in 30-A M.R.S.A. § 4401.

Summer camps means seasonal dwelling units intended for and actually used for single-family dwellings only during the months of May, June, July, August, September and October or weekends or other periods of vacations not exceeding 30 days.

Supermarket means a retail establishment having an interior selling space of 3,000 square feet or more where general food supplies for the table and other articles of household use are offered for sale.

Swimming pool means any manmade receptacle or excavation housing a surface area of 250 square feet, or more, designed to hold water to a depth of at least 24 inches, primarily for swimming or bathing whether in the ground or above the ground.

**Terrace Shopfront means a private frontage, typically for retail use on parcels where the frontage line slopes that allows for a level entrance into multiple shops.**

Theater, indoor, means a building designed and/or used primarily for the commercial exhibition of motion pictures or plays to the general public.

Theater, outdoor, includes only those areas, buildings or structures designed and used for the commercial outdoor exhibition of motion pictures to passengers in parked motor vehicles.

Tourist home. See the term Bed and breakfast home.

**Townhouse means a single-family dwelling unit that is one of two or more residential buildings having a common or party wall separating the units.**

Trailer or RV means any vehicle or structure, except a device exclusively used upon stationary rails or tracks, mounted on wheels for use on highways and streets; propelled or drawn by its own or other motor power; and designed and constructed to provide living and/or sleeping quarters for one or more persons or for the conduct of a business, profession, trade or occupation for use as a selling or advertising device. If the wheels of a trailer are removed, except for repairs, it is deemed a building subject to all the regulations thereof. A trailer shall not be considered an accessory building.

Trailer home means a travel trailer, camping trailer or other similar vehicle capable of being hauled by a passenger automobile or light truck and designed primarily for temporary occupancy for recreational purposes or other seasonal use. A trailer home shall not be considered an accessory building.

Training school means a public or private school or training institution which offers a training program of trade, technical instruction, or physical education. A training school shall not be deemed a home occupation.

**Transect (Rural-to-Urban)** means a cross-section of the environment showing a range of different habitats. The Rural-to-Urban Transect of the human environment is divided into multiple transect zones that describe the physical form and character of a place according to the intensity of its land use and urbanism.

**Transect Zone** means one of the several areas on the Regulating Plan.

Transmission towers means a structure that has the sole purpose of transmitting radio, television, cellular telephone or telephone waves from one location to another.

Variance means a relaxation of the terms of the zoning ordinance where such variance will not be contrary to the public interest and where, owing to conditions peculiar to the property and not the result of the actions of the applicant, a literal enforcement of the ordinance would result in unnecessary and undue hardship. The term "variance" is authorized for only dimensional and supplemental regulations. Establishment of a use otherwise prohibited shall not be allowed by variance, nor shall a variance be granted because of the presence of nonconformities in the district or adjoining districts.

Wayside stand means a structure designed, arranged or used for the display and sale of agricultural products primarily grown or produced on the premises upon which such stand is located. A wayside stand may be located on premises that the products are not grown upon provided such premises is owned by the grower.

Wholesale means sales chiefly to retailers, other merchants, industrial and/or commercial users mainly for resale or business use.

Yard means a required open space on a lot unoccupied and unobstructed by any principal structure or portion of a principal structure.

Yard, front, means the open space extending across the full width of lot between the front lot line and nearest line of the principal building or any enclosed portion thereof. The depth of such yard shall be the shortest horizontal distance between the front lot line and the nearest point of the building or any enclosed portion thereof.

Yard, rear, means the open space extending across the full width of lot between the rear line of the lot and the nearest line of the building or any enclosed portion thereof. The depth of such yard is the shortest horizontal distance between the rear lot line and the nearest point of the building. When the rear lot line is less than ten feet long or if the lot comes to a point at the rear, the depth of the rear yard is measured to an assumed rear lot line as follows, the lot line generally opposite or parallel to the front lot line, except in a through lot. If the rear lot line is less than ten feet long or the lot comes to a point at the rear, said rear lot line is assumed to be a line not less than 20 feet long, lying wholly within the lot, parallel to the front lot line, or in the case of a curved front lot line, parallel to the chord of the arc of said lot line.

Yard, side, means the open space between the side lot line, the side street line, or the proposed side street line and the principal buildings, or any portion thereof, extending from the front yard to the rear yard, or, in the absence of either of such yards, to the front lot line and/or rear lot line. The width of a side yard shall be the shortest distance between the side lot line and the nearest point of the principal building or any portion thereof.

Zone. See the term District.

DIVISION 16. Downtown Auburn/New Auburn Form-Based Code District

Sec. 60-607. – Purpose

The Downtown Auburn/New Auburn Form-Based Zoning Division regulates land-development by setting careful and coherent standards on building form – while employing more flexible parameters relative to building use and density. This greater emphasis on physical form is intended to deliver safe, attractive and enjoyable public spaces, also known as “The Public Realm”, (streets, squares, sidewalks, riverfronts, neighborhoods, civic buildings, civic open space, and parks), complimented with a healthy mix of uses and engaging social, cultural and economic diversity. With proper and more traditional urban form, a greater integration of building mixed-uses is more functional, engaging and appealing. The Form-Based Zoning Division uses simple and clear graphic prescriptions and parameters for height, placement, and building elements to fast-track the municipal building development review & approval process, and to address the basic necessities of sustainable, high-quality urban form, and resulting high-performance place-based economic development and escalation of value.

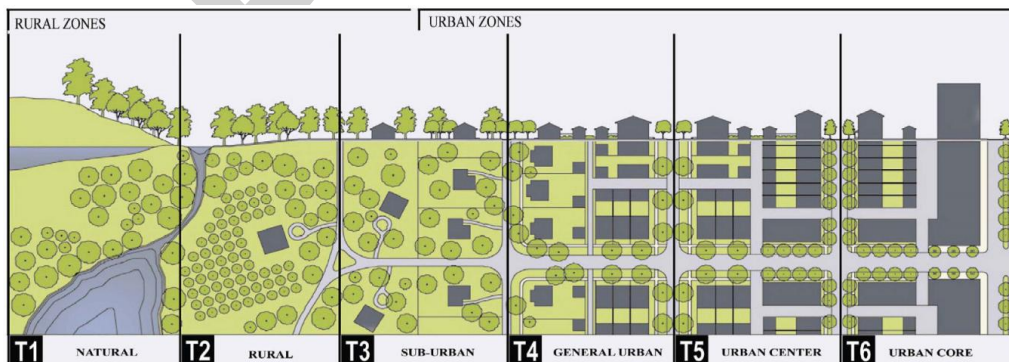
How to Use the Form-Based Code Division:

In order to understand what the Form-Based Code Section allows on property within the Downtown Auburn Form-Based Code District there are 3 basic steps.

1. Look at the *Regulating Plan*. Locate the property of interest. Note the color of the subject parcel. The color denotes the *Building Envelope Standard* for the buildings fronting on that street. The key on the *Regulating Plan* will direct you to the proper *Building Envelope Standard* section.
2. Look at both the *Building Type Table* & the *Frontage Type Table*. These tables inform you of the range of Building Types & Frontage Types that are permitted in the particular (color-coded) development zone in which the subject parcel is located.
3. Look at the appropriate *Building Envelope Standard* section page. This page outlines the basic parameters for new construction on the subject downtown site in terms of height, building placement, parking placement, lot occupation, door & window proportionality, and use.

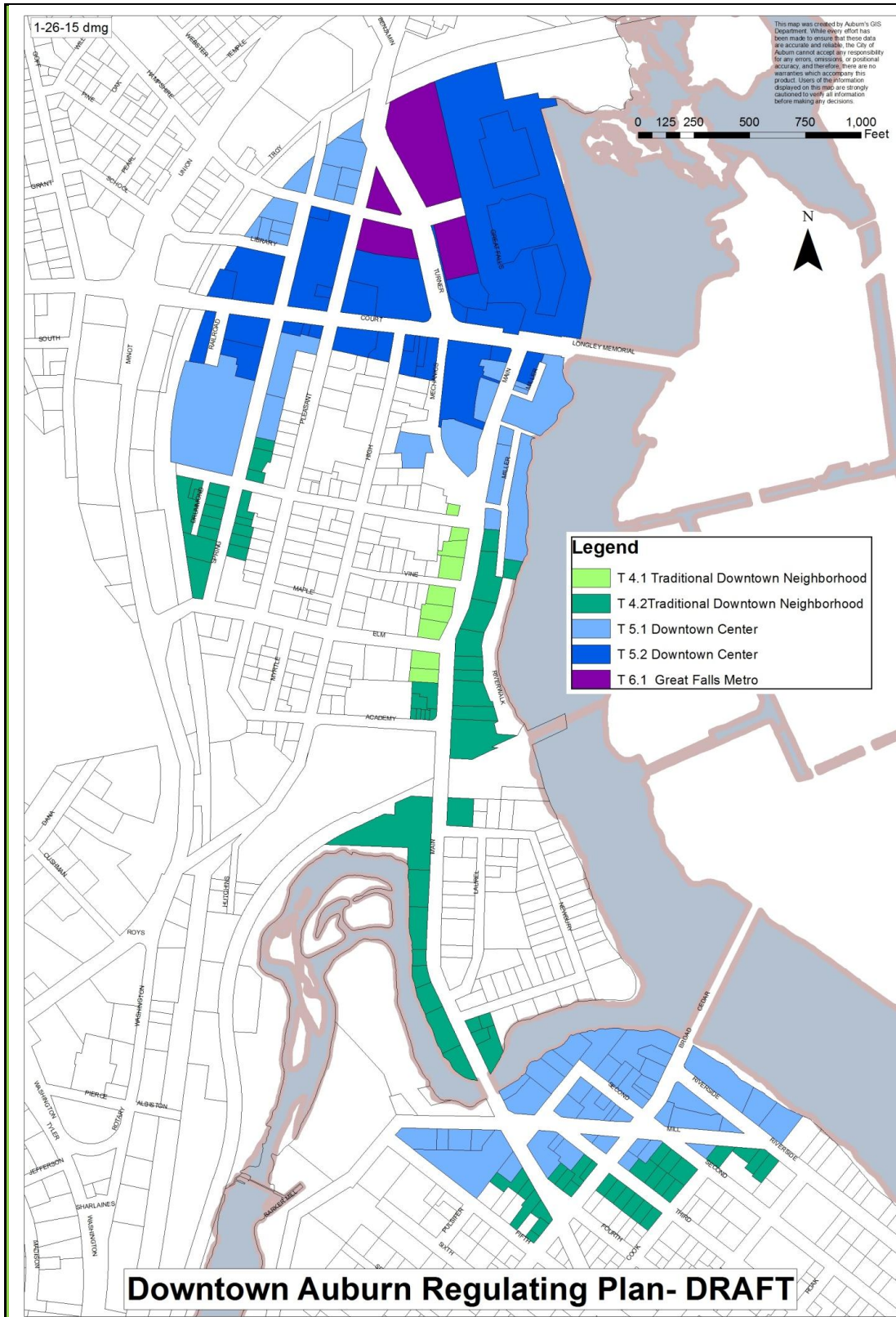
The information from the above 3 steps explains the overall downtown Transect pattern, contextual building placement on a lot and street, the contextual characteristics of its three dimensional building form, and the applicable range of uses.

**The Rural-to-Urban Transect: Guides Contextual Downtown Development**





Sec. 60-608 – Regulating Plan





## Sec. 60-609 – Building Types

### **Building Types**

Single Family Cottage (*image & diagram to be inserted*)

Single Family House (*image & diagram to be inserted*)

Carriage House (*image & diagram to be inserted*)

Duplex, Side by Side (*image & diagram to be inserted*)

Duplex, Stacked (*image & diagram to be inserted*)

Duplex, Front & Back (*image & diagram to be inserted*)

Townhouse/Rowhouse (*image & diagram to be inserted*)

Apartment Building (*image & diagram to be inserted*)

Live/Work Building (*image & diagram to be inserted*)

Commercial Building (*image & diagram to be inserted*)

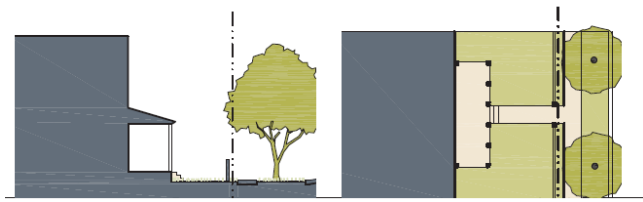
## Sec. 60-610 – Frontage Types

### Frontage Types

#### Common Yard



#### Porch Yard



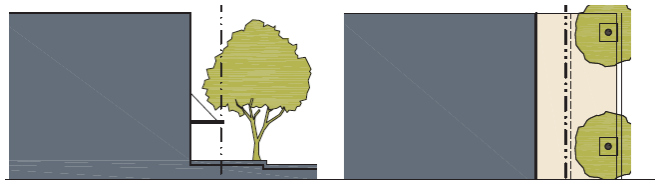
#### Door Yard



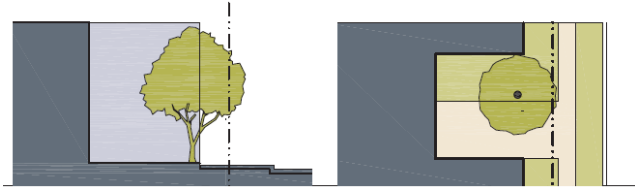
#### Stoop



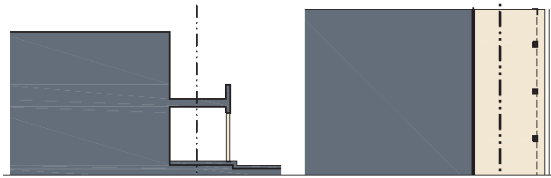
#### Shopfront



Forecourt



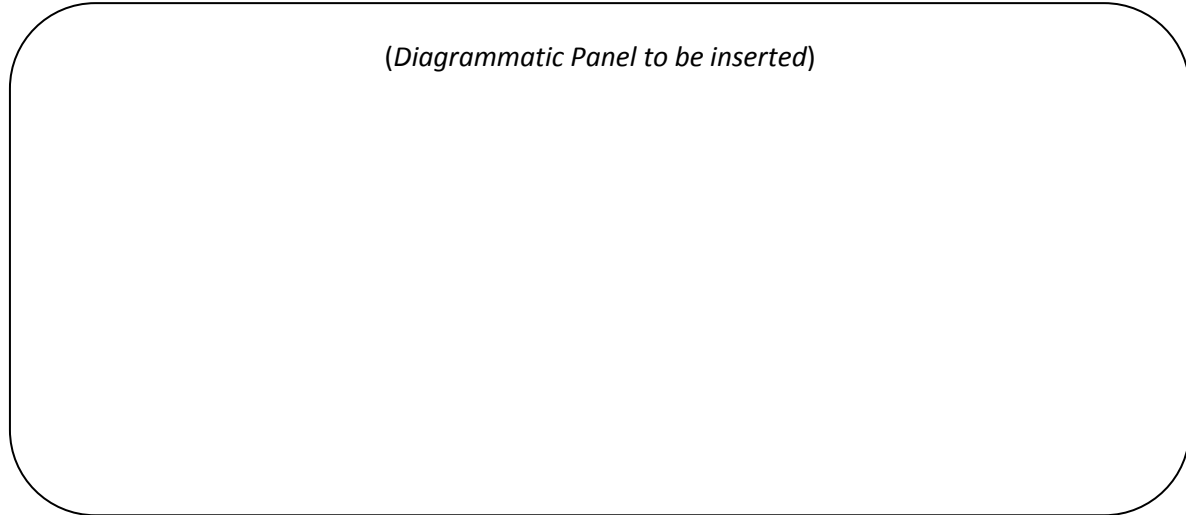
Gallery



DRAFT

## Sec. 60-611- Building Envelope Standards

### Sec. 60-612 – T4.1 Traditional Main Street Neighborhood



Building Types

---

---

---

---

---

Frontage Types

---

---

---

Building Form

---

---

---

---

Building Placement

---

---

---

---

---

Lot Occupation

---

---

---

Parking

---

---

---



Allowed Frontage Types:

- Common Yard
- Porch Yard

Allowed Principal Building Forms:

- Carriage House
- Single Family House
- Single Family Cottage
- Urban Duplex (side by side)
- Urban Duplex (stacked)
- Urban Duplex (front & back)

Required Build-To-Line: 15 ft. minimum, 25 ft. maximum front setback

(1) Building Height

- a. The height of the principal building is measured in stories.
- b. Each principal building shall be no greater than (2) stories in height, except as otherwise provided on the Downtown Auburn/New Auburn Regulating Plan.
- c. An attic story shall not count against the maximum story height.

(2) Ground Story Height:

- a. The finished floor elevation shall be no less than (2) ft. and no more than (6) ft. above the exterior front yard elevation at the building frontage line.
- b. The first story shall have an interior clear height (floor to ceiling) of at least (8) ft and a maximum floor to ceiling story height of (14) ft.

(3) Upper Story Height

- a. The maximum floor-to-ceiling story height for stories other than the ground story is (12) ft.
- b. At least (80%) of each upper story shall have an interior clear height (floor to ceiling) of at least (8) ft.

(4) Street Yard Fence

- a. A Street Yard Fence not less than (3) ft. in height or greater than (4) ft. in height is encouraged along the private lot line fronting the street on all residential properties in order to spatially maintain the edge of the street.

\*(See: Downtown Auburn Fence Material Standards)

(5) Street Facade

- a. On each lot the building façade shall be built within the required Build-To-Line (BTL) for at least (60%) of the required building frontage line length.

b. These portions of the building frontage façade (the front building wall plane) may include inward and outward architectural jogs of not more than (18) inches in depth, except as otherwise provided to allow bay windows, balconies, upper story overhangs, etc.

(6) Buildable Area

- a. Buildings may occupy the portion of the lot specified by these building envelope standards.
- b. A contiguous open area equal to at least (20%) of the total buildable area shall be preserved on every lot.
- c. No part of any building, except overhanging eaves, awnings, balconies, and other upper story architectural elements shall occupy the remaining lot area.

(7) Side Lot Lines

The principal building shall be setback at least (10) ft. from the shared side lot line.

(8) Garage and Parking

- a. Garage building bay doors shall have a maximum clear height of (12) ft., and a maximum clear width of (18) ft.
- b. Vehicle parking areas on private property shall be located in the rear 50% of the building lot, exclusive of driveways, and except where parking is provided below grade.
- d. These requirements are not applicable to on-street parking.

(9) Corner Lots

Corner lots shall satisfy the code requirements for the full required building frontage line length – unless otherwise specified in this code.

(10) Lot Widths

There shall be a minimum lot width of (50) ft., and a maximum lot width of (150) ft. (Field Measure)

(11) Windows and Doors

- a. Blank lengths of wall exceeding (10) linear feet are prohibited on all required building frontage lines.
- b. Windows and Doors on the ground story facades shall comprise at least (25%), but not more than (60%), of the building frontage (measured as a percentage of the facade between floor levels).
- c. Windows and Doors on the upper story facades shall comprise at least (20%), but no more than (40%), of the building frontage per story (measured as a percentage of the facade between floor levels).

(12) Building Projections

- a. Balconies and stoops shall not project closer than (5) ft. to a common/side lot line.
- b. No part of any building, except overhanging eaves, awnings, balconies, bay windows, and other architectural features, as specified by the code, shall encroach beyond the minimum front setback layer line.

(\*See Downtown Auburn Front Porch Encroachment Standards)

(13) Doors/Entries

Functioning entry door(s) shall be provided along ground story front façade.

(14) Street Fences/Walls

A vehicle entry gate, as part of a street wall or fence, no wider than (18) ft. or a pedestrian entry gate no wider than (6) ft. shall be permitted.

(15) Ground Story Use

The ground story shall house commercial or professional or residential uses; or a combination of uses.

(16) Upper Stories

The upper stories shall house residential, professional, and/or commercial uses.

No commercial use is permitted above a residential use.

Additional habitable space is permitted within the roof space where the roof is configured as an attic story.




(17) Permitted Uses

- a. Residential uses shall be considered to encompass all of the Residential use categories, as defined in \_\_\_\_\_.
- b. Commerce uses shall be considered to encompass all of the Commercial use categories, and all of the Civic use categories except passenger terminals and social service institutions, as defined in \_\_\_\_\_.
- c. Use Standards as stated in Section \_\_\_\_\_ shall be applicable.

DRAFT

**Sec. 60-613 T4.2 Traditional Downtown Neighborhood**



Building Types

---

---

---

---

---

Building Placement

---

---

---

---

---

Frontage Types

---

---

---

Lot Occupation

---

---

---

Building Form

---

---

---

---

---

---

Parking

---

---

---

---

---



Allowed Frontage Types:

- Porch Yard
- Door Yard
- Stoop
- Lightcourt
- Shopfront

Allowed Principal Building Forms:

- Carriage House
- Single Family House
- Single Family Cottage
- Urban Duplex (side by side)
- Urban Duplex (stacked)
- Urban Duplex (side by side)
- Townhouse/Rowhouse
- Apartment Building
- Live/Work Building
- Commercial Building

Required Build-To-Line: 0 ft. minimum, 15 ft. maximum front setback

(1) Building Height

- a. The height of the principal building is measured in stories.
- b. Each principal building shall be no greater than (3) stories in height, except as otherwise provided on the Downtown Auburn/New Auburn Regulating Plan.
- c. An attic story shall not count against the maximum story height.

(2) Ground Story Height: Residential Frontage

- a. The finished floor elevation shall be no less than (2) ft. and no more than (6) ft. above the exterior front yard elevation at the building frontage line, or at the exterior sidewalk elevation in front of the building.
- b. The first story shall have an interior clear height (floor to ceiling) of at least (8) ft and a maximum floor to ceiling story height of (14) ft.

(3) Ground Story Height: Shopfront Frontage

- a. The ground story finished floor elevation shall be equal to, or greater than the exterior sidewalk elevation in front of the building, to a maximum finished floor elevation of (18) inches above the sidewalk.
- b. The ground story shall have at least (12) ft. of clear interior height (floor to ceiling) contiguous to the required building line frontage for a minimum depth of at least (20) ft.

c. The maximum story height for the ground story is (16) feet.

(4) Upper Story Height

- a. The maximum floor-to-ceiling story height for stories other than the ground story is (12) ft.
- b. At least (80%) of each upper story shall have an interior clear height (floor to ceiling) of at least (8) ft.

(5) Street Yard Fence

a. A Street Yard Fence not less than (3) ft. in height or greater than (4) ft. in height is permitted along the private lot line fronting the street in order to spatially maintain the edge of the street.

\*(See: Downtown Auburn Fence Material Standards)

(6) Street Facade

a. On each lot the building façade shall be built within the required Build-To-Line (BTL) for at least (60%) of the required building frontage line length.

b. These portions of the building frontage façade (the front building wall plane) may include inward and outward architectural jogs of not more than (18) inches in depth, except as otherwise provided to allow bay windows, balconies, upper story overhangs, etc.

(7) Buildable Area

a. Buildings may occupy the portion of the lot specified by these building envelope standards.

b. A contiguous open area equal to at least (10%) of the total buildable area shall be preserved on every lot.

c. No part of any building, except overhanging eaves, awnings, balconies, and other upper story architectural elements shall occupy the remaining lot area.

(8) Side Lot Lines

The principal building shall be setback at least (5) ft. from the shared side lot line.

(9) Garage and Parking

a. Garage building bay doors shall have a maximum clear height of (12) ft., and a maximum clear width of (18) ft.

b. Vehicle parking areas on private property shall be located in the rear 50% of the building lot, exclusive of driveways, and except where parking is provided below grade.

d. These requirements are not applicable to on-street parking.

(10) Corner Lots

Corner lots shall satisfy the code requirements for the full required building frontage line length – unless otherwise specified in this code.

(11) Lot Widths

There shall be a minimum lot width of (25) ft., and a maximum lot width of (100) ft. (Field Measure)

(12) Windows and Doors: Residential Frontage

a. Blank lengths of wall exceeding (10) linear feet are prohibited on all required building frontage lines.

b. Windows and Doors on the ground story facades shall comprise at least (25%), but not more than (60%), of the building frontage (measured as a percentage of the facade between floor levels).

c. Windows and Doors on the upper story facades shall comprise at least (20%), but no more than (40%), of the building frontage per story (measured as a percentage of the facade between floor levels).

(13) Windows and Doors: Storefront Frontage

a. Blank lengths of wall exceeding (10) linear feet are prohibited on all required building frontage lines.

b. Windows and Doors on the ground story facades shall comprise at least (40%), but not more than (90%), of the building frontage (measured as a percentage of the facade between floor levels).

c. Windows and Doors on the upper story facades shall comprise at least (20%), but no more than (60%), of the building frontage per story (measured as a percentage of the facade between floor levels).

(14) Building Projections

- a. Balconies and stoops shall not project closer than (5) ft. to a common/side lot line.
- b. No part of any building, except overhanging eaves, awnings, balconies, bay windows, and other architectural features, as specified by the code, shall encroach beyond the minimum front setback layer line.

(\*See Downtown Auburn Front Porch Encroachment Standards)

- c. Awnings shall project a minimum of (4) ft. and a maximum of within (1) ft. of back of curb (where there are no street trees) or (1) ft. into the tree lawn (where there are street trees.)
- d. Awnings that project over the sidewalk portion of a street-space shall maintain a clear height of at least (10) ft. except as otherwise provided for signs, street lighting and similar appurtenances.
- e. Awnings may have supporting posts at their outer edge provided they:
- f. Have a minimum of (8) ft. clear width between the facade and the support posts or columns of the awnings.
- g. Provide for a continuous public access easement at least (5) ft. wide running adjacent and parallel to the sidewalk cover columns/posts

(15) Doors/Entries

Functioning entry door(s) shall be provided along ground story front façade.

(16) Street Fences/Walls

A vehicle entry gate, as part of a street wall or fence, no wider than (18) ft. or a pedestrian entry gate no wider than (6) ft. shall be permitted.

(17) Ground Story Use

The ground story shall house commercial or professional or residential uses; or a combination of uses.

(18) Upper Stories

The upper stories shall house residential, professional, and/or commercial uses.


No commercial use is permitted above a residential use.

Additional habitable space is permitted within the roof space where the roof is configured as an attic story.

(19) Permitted Uses

- a. Residential uses shall be considered to encompass all of the Residential use categories, as defined in \_\_\_\_\_.
- b. Commerce uses shall be considered to encompass all of the Commercial use categories, and all of the Civic use categories except passenger terminals and social service institutions, as defined in \_\_\_\_\_.
- c. Use Standards as stated in Section \_\_\_\_\_ shall be applicable.

**Sec. 60-614 T5.1 Downtown Traditional Center**



Building Types

---

---

---

---

---

Frontage Types

---

---

---

Building Form

---

---

---

---

---

---

Building Placement

---

---

---

---

---

---

Lot Occupation

---

---

---

Parking

---

---

---

---

---





Allowed Frontage Types:

- Stoop
- Lightcourt
- Forecourt
- Shopfront
- Gallery

Allowed Building Types:

- Town House/Row House
- Live/Work Building
- Apartment Building
- Commercial Building

Required Build-To-Line: 0 ft. minimum, 10 ft. maximum front setback

(1) Building Height

- a. The height of the principal building is measured in stories.
- b. Each principal building shall have a minimum (2) stories in height, and a maximum (4) stories in height, except as otherwise provided on the Downtown Auburn/New Auburn Regulating Plan.
- c. An attic story shall not count against the maximum story height.

(2) Parking Structure Height

Where a parking structure is within (40) ft. of any principal building, that portion of the structure shall not exceed the primary building's eave or parapet height.

(3) Ground Story Height: Commercial/Mercantile Building Type

- a. The ground story finished floor elevation shall be equal to, or greater than the exterior sidewalk elevation in front of the building, to a maximum finished floor elevation of (18) inches above the sidewalk.
- b. The ground story shall have at least (12) ft. of clear interior height (floor to ceiling) contiguous to the required building line frontage for a minimum depth of at least (25) ft.
- c. The maximum story height for the ground story is (20) ft.

(4) Ground Story Height: Residential Building Type

- a. The finished floor elevation shall be no less than (2) ft. and no more than (6) ft. above the exterior sidewalk elevation at the required building line.
- b. The first story shall have an interior clear height (floor to ceiling) of at least (8) ft. and a maximum floor to floor story height of (16) ft.

(5) Upper Story Height

- a. The maximum floor-to-floor story height for stories other than the ground story is (12) ft.
- b. At least 80% of each upper story shall have an interior clear height (floor to ceiling) of at least (8) ft.

(6) Mezzanines

Mezzanines having a floor area greater than 1/3 of the floor area of the story in which the mezzanine is situated shall be counted as full stories.

(7) Street Wall Height

- a. A street wall not less than (4) ft. in height or greater than (6) ft. in height shall be required along any required building line frontage that is not otherwise occupied by the principal building on the lot.
- b. The height of the street wall shall be measured from the adjacent public sidewalk or, when not adjacent to a sidewalk, from the ground elevation once construction is complete.

(8) Other

(Reserved)

(9) Street Facade

- a. On each lot the building façade shall be built to the required Build-To-Line for at least (80%) of the required building line length.
- b. These portions of the building façade (the required minimum build-to) may include jogs of not more than (18) inches in depth except as otherwise provided to allow bay windows, shopfronts, and balconies.

(10) Buildable Area

- a. Buildings may occupy the portion of the lot specified by these building envelope standards.
- b. A contiguous open area equal to at least (5%) of the total buildable area shall be preserved on every lot. Such contiguous open area may be located anywhere behind the parking setback, at grade.
- c. No part of any building, except overhanging eaves, awnings, or balconies shall occupy the remaining lot area.

(11) Side Lot Setbacks

The principal building shall be setback at least (5) ft. from the shared lot line, unless sharing a common wall with an adjacent building.

(12) Garage and Parking

- a. Garage entries or driveways shall be located at least (75) ft. away from any block corner or another garage entry on the same block, unless otherwise designated on the Downtown Auburn/New Auburn Regulating Plan.
- b. Garage entries shall have a maximum clear height of (16) ft., and a maximum clear width of (24) ft.
- c. Vehicle parking areas on private property shall be located in the rear 50% of the building, except where parking is provided below grade.
- d. These requirements are not applicable to on-street parking.

(13) Alleys

There is no required setback from alleys. On lots having no alley access, there shall be a minimum setback of (10) ft. from the rear lot line.

(14) Corner Lots

Corner lots shall satisfy the code requirements for the full required building line length – unless otherwise specified in this code.

(15) Un-built Required Building Line and Common Lot Line Treatment

- a. A street wall shall be required along any required building line frontage that is not otherwise occupied by a building. The street wall shall be located not more than (8) inches behind the required Build-To-Layer.

b. Privacy fences may be constructed along that portion of a common lot line not otherwise occupied by a building.

(16) Lot Widths

There shall be a minimum lot width of (18) ft., and a maximum lot width of (200) ft.

(17) Windows and Doors

- a. Blank lengths of wall exceeding (20) linear feet are prohibited on all required building lines.
- b. Windows and Doors on the ground story facades shall comprise at least (60%), but not more than (90%), of the facade area (measured as a percentage of the facade between floor levels).
- c. Windows and Doors on the upper story facades shall comprise at least (20%), but no more than (60%), of the facade area per story (measured as a percentage of the facade between floor levels).

(18) Building Projections

- a. Balconies and stoops shall not project closer than (5) ft. to a common lot line.
- b. No part of any building, except overhanging eaves, awnings, balconies, bay windows, stoops, and shopfronts as specified by the code, shall encroach beyond the Build-To-Line.
- c. Awnings shall project a minimum of (4) ft. and a maximum of within (1) ft. of back of curb (where there are no street trees) or (1) ft. into the tree lawn (where there are street trees.)
- c. Awnings that project over the sidewalk portion of a street-space shall maintain a clear height of at least (10) ft. except as otherwise provided for signs, street lighting and similar appurtenances.
- d. Awnings may have supporting posts at their outer edge provided that they:
  - f. Have a minimum of (8) ft. clear width between the facade and the support posts or columns of the awnings.
  - g. Provide for a continuous public access easement at least (5) ft. wide running adjacent and parallel to the sidewalk cover columns/posts

(19) Doors/Entries

A functioning main entry door shall be located at the building frontage and shall functionally address the front sidewalk. Functioning entry door(s) shall be provided along ground story facades at intervals not greater than (60) linear ft.

(20) Street Walls

A vehicle entry gate no wider than (18) ft. or a pedestrian entry gate no wider than (6) ft. shall be permitted within any required street wall.

(21) Ground Story

The ground story shall house commercial, institutional, civic, or residential uses. See Height specifications above for specific requirements unique to each Building Type.

(22) Upper Stories

The upper stories shall house residential, commercial, civic, or institutional uses.

No commercial use is permitted above a residential use.

Additional habitable space is permitted within the roof where the roof is configured as an attic story.


(23) Permitted Uses

a. Residential uses shall be considered to encompass all of the Residential use categories, as defined in \_\_\_\_\_.

b. Commerce uses shall be considered to encompass all of the Commercial use categories, and all of the Civic use categories except passenger terminals and social service institutions, as defined in \_\_\_\_\_.

c. Use Standards as stated in Section \_\_\_\_\_ shall be applicable.

**Sec. 60-615 T5.2 Downtown City Center**



Building Types

---

---

---

---

---

Frontage Types

---

---

---

Building Form

---

---

---

---

---

---

Building Placement

---

---

---

---

---

---

Lot Occupation

---

---

---

Parking

---

---

---

---

---



Allowed Frontage Types:

- Stoop
- Lightcourt
- Forecourt
- Shopfront
- Gallery

Allowed Building Types:

- Town House/Row House
- Live/Work Building
- Apartment Building
- Commercial Building

Required Build-To-Line: 0 ft. minimum, 10 ft. maximum front setback

(1) Building Height

- a. The height of the principal building is measured in stories.
- b. Each principal building shall be at least (2) stories in height, but no greater than (6) stories in height, except as otherwise provided on the Downtown Auburn/New Auburn Regulating Plan.
- c. An attic story shall not count against the maximum story height.

(2) Parking Structure Height

Where a parking structure is within (40) ft. of any principal building; that portion of the structure shall not exceed the primary building's eave or parapet height.

(3) Ground Story Height: Commercial Building Type

- a. The ground story finished floor elevation shall be equal to, or greater than the exterior sidewalk elevation in front of the building, to a maximum finished floor elevation of (18) inches above the sidewalk.
- b. The ground story shall have at least (12) ft. of clear interior height (floor to ceiling) contiguous to the required building line frontage for a minimum depth of at least (25) ft.
- c. The maximum story height for the ground story is (20) ft.

(4) Ground Story Height: Residential Building Type

- a. The finished floor elevation shall be no less than (2) ft. and no more than (6) ft. above the exterior sidewalk elevation at the required building line.
- b. The first story shall have an interior clear height (floor to ceiling) of at least (8) ft. and a maximum floor to floor story height of (16) ft.

(5) Upper Story Height

- a. The maximum floor-to-floor story height for stories other than the ground story is (12) ft.
- b. At least 80% of each upper story shall have an interior clear height (floor to ceiling) of at least (8) ft.

(6) Mezzanines

Mezzanines having a floor area greater than 1/3 of the floor area of the story in which the mezzanine is situated shall be counted as full stories.

(7) Street Wall Height

- a. A street wall not less than (4) ft. in height or greater than (6) ft. in height shall be required along any required building line frontage that is not otherwise occupied by the principal building on the lot.
- b. The height of the street wall shall be measured from the adjacent public sidewalk or, when not adjacent to a sidewalk, from the ground elevation once construction is complete.

(8) Other

(Reserved)

(9) Street Facade

- a. On each lot the building façade shall be built to the required building line for at least 75% of the required building line length.
- b. These portions of the building façade (the required minimum build-to) may include jogs of not more than (18) inches in depth except as otherwise provided to allow bay windows, shopfronts, and balconies.

(10) Buildable Area

- a. Buildings may occupy the portion of the lot specified by these building envelope standards.
- b. A contiguous open area equal to at least (5%) of the total buildable area shall be preserved on every lot. Such contiguous open area may be located anywhere behind the parking setback, at grade.
- c. No part of any building, except overhanging eaves, awnings, or balconies shall occupy the remaining lot area.

(11) Side Lot Setbacks

The principal building shall be setback at least (5) ft. from the shared lot line, unless sharing a common wall with an adjacent building.

(12) Garage and Parking

- a. Garage entries or driveways shall be located at least (75) ft. away from any block corner or another garage entry on the same block, unless otherwise designated on the Downtown Auburn/New Auburn Regulating Plan.
- b. Garage entries shall have a maximum clear height of (16) ft., and a maximum clear width of (24) ft.
- c. Vehicle parking areas on private property shall be located in the rear 50% of the building lot, exclusive except where parking is provided below grade.
- d. These requirements are not applicable to on-street parking.

(13) Alleys

There is no required setback from alleys. On lots having no alley access, there shall be a minimum setback of (10) ft. from the rear lot line.

(14) Corner Lots

Corner lots shall satisfy the code requirements for the full required building line length – unless otherwise specified in this code.

(15) Un-built Required Building Line and Common Lot Line Treatment

- a. A street wall shall be required along any required building line frontage that is not otherwise occupied by a building. The street wall shall be located not more than (8) inches behind the maximum required Build-To-Layer.
- b. Privacy fences may be constructed along that portion of a common lot line not otherwise occupied by a building.

(16) Lot Widths

There shall be a minimum lot width of (18) ft., and a maximum lot width of (200) ft.

(17) Windows and Doors

- a. Blank lengths of wall exceeding (20) linear feet are prohibited on all required building lines.
- b. Windows and Doors on the ground story facades shall comprise at least (60%), but not more than (90%), of the facade area (measured as a percentage of the facade between floor levels).
- c. Windows and Doors on the upper story facades shall comprise at least (20%), but no more than (60%), of the facade area per story (measured as a percentage of the facade between floor levels).
- d. Shaded and/or mirrored front windows shall not be permitted in the Downtown Center Zone.

(18) Building Projections

- a. Balconies and stoops shall not project closer than (5) ft. to a common lot line.
- b. No part of any building, except overhanging eaves, awnings, balconies, bay windows, stoops, and shopfronts as specified by the code, shall encroach beyond the Build-To-Line.
- c. Awnings shall project a minimum of (4) ft. and a maximum of within (1) ft. of back of curb (where there are no street trees) or (1) ft. into the tree lawn (where there are street trees.)
- c. Awnings that project over the sidewalk portion of a street-space shall maintain a clear height of at least (10) ft. except as otherwise provided for signs, street lighting and similar appurtenances.
- d. Awnings may have supporting posts at their outer edge provided that they:
  - f. Have a minimum of (8) ft. clear width between the facade and the support posts or columns of the awnings.
  - g. Provide for a continuous public access easement at least (5) ft. wide running adjacent and parallel to the sidewalk cover columns/posts

(19) Doors/Entries

A functioning main entry door shall be located at the building frontage and shall functionally address the front sidewalk. Functioning entry door(s) shall be provided along ground story facades at intervals not greater than (60) linear ft.

(20) Street Walls

A vehicle entry gate no wider than (18) ft. or a pedestrian entry gate no wider than (6) ft. shall be permitted within any required street wall.

(21) Ground Story

The ground story shall house commercial or residential uses. See Height specifications above for specific requirements unique to each use.

(22) Upper Stories

The upper stories shall house residential, commercial, or institutional uses.

No commercial use is permitted above a residential use.

Additional habitable space is permitted within the roof where the roof is configured as an attic story.


(23) Permitted Uses

a. Residential uses shall be considered to encompass all of the Residential use categories, as defined in \_\_\_\_\_.

b. Commerce uses shall be considered to encompass all of the Commercial use categories, and all of the Civic use categories except passenger terminals and social service institutions, as defined in \_\_\_\_\_.

c. Use Standards as stated in Section \_\_\_\_\_ shall be applicable.

**Sec. 60-616 T6 Great Falls Metropolitan**



Building Types

---

---

---

---

---

Frontage Types

---

---

---

Building Form

---

---

---

---

---

---

Building Placement

---

---

---

---

---

---

Lot Occupation

---

---

---

Parking

---

---

---

---

---





Allowed Frontage Types:

- Shopfront
- Forecourt
- Gallery

Allowed Building Types:

- Apartment Building
- Commercial Building

Required Build-To-Line: 0 ft. Minimum to 10 ft. Maximum Setback

(1) Building Height: Core Area

- a. The height of the principal building is measured in stories.
- b. Each principal building shall be a minimum (4) stories in height, and a maximum (12) stories in height, except as otherwise provided on the Downtown Auburn/New Auburn Regulating Plan.
- c. An attic story shall not count against the maximum story height.

(2) Building Height: Fringe Area

- a. The height of the principal building is measured in stories.
- b. Each principal building shall be a minimum (4) stories in height, and a maximum (8) stories in height, except as otherwise provided on the Downtown Auburn/New Auburn Regulating Plan.
- c. An attic story shall not count against the maximum story height.

(3) Parking Structure Height

Where a parking structure is within 40 feet of any principal building, that portion of the structure shall not exceed the primary building's eave or parapet height.

(4) Ground Story Height

- a. The ground story finished floor elevation shall be equal to, or greater than the exterior sidewalk elevation in front of the building, to a maximum finished floor elevation of (18) inches above the sidewalk.
- b. The ground story shall have at least (12) feet of clear interior height (floor to ceiling) contiguous to the required building line frontage for a minimum depth of at least (25) feet.
- c. The maximum story height for the ground story is (20) feet.

(5) Upper Story Height

- a. The maximum floor-to-floor story height for stories other than the ground story is (12) feet.
- b. At least 80% of each upper story shall have an interior clear height (floor to ceiling) of at least 8 feet.

(6) Mezzanines

Mezzanines having a floor area greater than 1/3 of the floor area of the story in which the mezzanine is situated shall be counted as full stories.

(7) Street Wall Height

- a. A street wall not less than (4) feet in height or greater than (6) feet in height shall be required along any required building line frontage that is not otherwise occupied by the principal building on the lot.
- b. The height of the street wall shall be measured from the adjacent public sidewalk or, when not adjacent to a sidewalk, from the ground elevation once construction is complete.

(8) Other

(Reserved)

(9) Street Facade

- a. On each lot the building façade shall be built to the required Build-To-Line for at least (80%) of the required building line length.
- b. These portions of the building façade (the required minimum build-to) may include jogs of not more than (18) inches in depth except as otherwise provided to allow bay windows, shopfronts, and balconies.

(10) Buildable Area

- a. Buildings may occupy the portion of the lot specified by these building envelope standards.
- b. A contiguous open area equal to at least (5%) of the total buildable area shall be preserved on every lot. Such contiguous open area may be located anywhere behind the parking setback, at grade.
- c. No part of any building, except overhanging eaves, awnings, or balconies shall occupy the remaining lot area.

(11) Side Lot Setbacks

The principal building shall be setback at least (5) feet from the shared lot line, unless sharing a common wall with an adjacent building.

(12) Garage and Parking

- a. Garage entries or driveways shall be located **at least (75) feet away** from any block corner or another garage entry on the same block, unless otherwise designated on the Downtown Auburn/New Auburn Regulating Plan.
- b. Garage entries shall have a maximum clear height of (16) feet, and a maximum clear width of (24) feet.
- c. Vehicle parking areas on private property shall be located in the rear 50% of the building lot, except where parking is provided below grade.
- d. These requirements are not applicable to on-street parking.

(13) Alleys

There is no required setback from alleys. On lots having no alley access, there shall be a minimum setback of (10) ft. from the rear lot line.

(14) Corner Lots

Corner lots shall satisfy the code requirements for the full required building line length – unless otherwise specified in this code.

(15) Un-built Required Building Layer and Common Lot Line Treatment

- a. A street wall shall be required along any Build-To-Layer frontage that is not otherwise occupied by a building. The street wall shall be located not more than (8) inches behind the Build-To-Layer.
- b. Privacy fences may be constructed along that portion of a common lot line not otherwise occupied by a building.

(16) Lot Widths

There shall be a minimum lot width of (18) ft., and a maximum lot width of (300) ft.

(17) Windows and Doors

- a. Blank lengths of wall exceeding (20) linear feet are prohibited on all required building lines.
- b. Windows and Doors on the ground story facades shall comprise at least (60%), but not more than (90%), of the facade area (measured as a percentage of the facade between floor levels).
- c. Windows and Doors on the upper story facades shall comprise at least (20%), but no more than (60%), of the facade area per story (measured as a percentage of the facade between floor levels).

(18) Building Projections

- a. Balconies and stoops shall not project closer than (5) ft. to a common lot line.
- b. No part of any building, except overhanging eaves, awnings, balconies, bay windows, stoops, and shopfronts as specified by the code, shall encroach beyond the Build-To-Line (BTL).
- c. Awnings shall project a minimum of (4) ft. and a maximum of within (1) ft. of back of curb (where there are no street trees) or (1) ft. into the tree lawn (where there are street trees.)
- c. Awnings that project over the sidewalk portion of a street-space shall maintain a clear height of at least (10) ft. except as otherwise provided for signs, street lighting and similar appurtenances.
- d. Awnings may have supporting posts at their outer edge provided that they:
  - f. Have a minimum of (8) ft. clear width between the facade and the support posts or columns of the awnings.
  - g. Provide for a continuous public access easement at least (5) ft. wide running adjacent and parallel to the sidewalk cover columns/posts

(19) Doors/Entries

A functioning main entry door shall be located at the building frontage and shall functionally address the front sidewalk. Functioning entry door(s) shall be provided along ground story facades at intervals not greater than (60) linear ft.

(20) Street Walls

A vehicle entry gate no wider than (18) ft., and/or a pedestrian entry gate no wider than (6) ft. shall be permitted within any required street wall.

(21) Ground Story

The ground story shall house commercial, mercantile, civic, or institutional uses.

(22) Upper Stories

The upper stories shall house residential or commerce uses.

Commercial use is permitted above a residential use.

Additional habitable space is permitted within the roof where the roof is configured as an attic story.

(23) Permitted Uses

a. Residential uses shall be considered to encompass all of the Residential use categories, as defined in \_\_\_\_\_.

b. Commerce uses shall be considered to encompass all of the Commercial use categories, and all of the Civic use categories except passenger terminals and social service institutions, as defined in \_\_\_\_\_.